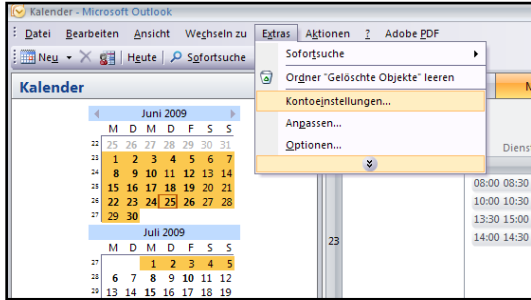


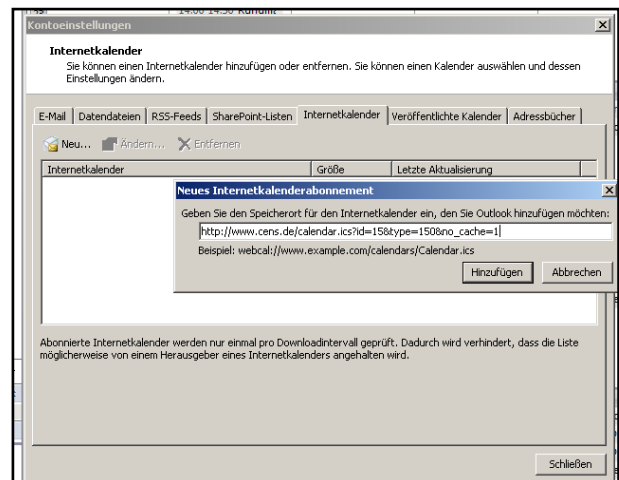
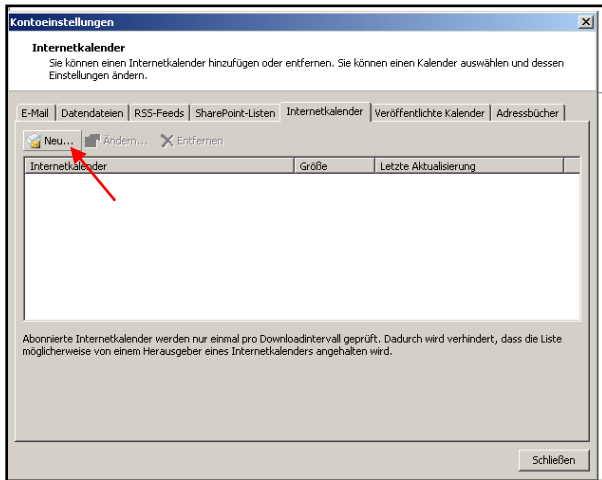
## Subscribe to CeNS Calendar with MS Outlook:

1. Open the calendar of Outlook and go to „Extras → Kontoeinstellungen“

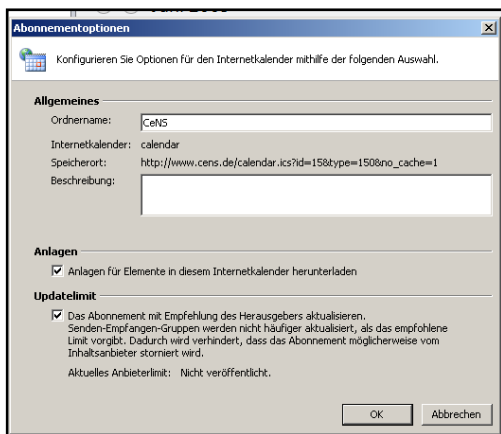


2. Choose the tab “Internetkalender” and paste the following link into the field:

[http://www.cens.de/calendar.ics?id=15&type=150&no\\_cache=1](http://www.cens.de/calendar.ics?id=15&type=150&no_cache=1)



3. Configure the options by activating both checkboxes. Like this, the calendar will be automatically updated when new events are added by the CeNS office to the online calendar.



4. Then open the calendar by selecting “other calendars” in the left panel of Outlook Calendar:

